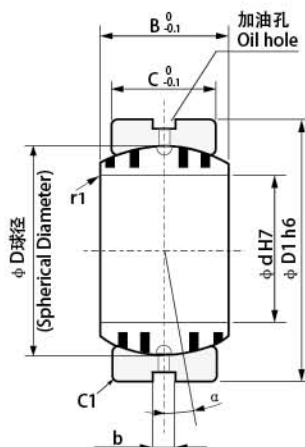


HKB-JDBS 自润滑关节轴承

HKB-JDBS Metric Sphericar Plain Bushes



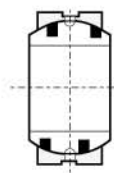
外圈	高力黄铜 + 固体润滑剂
Outer ring	CuZn25Al5Mn3Fe3+Graphite (500#5P)
内圈	材料 Material: S45C
Inner ring	硬度 Hardness: HRC 25~30



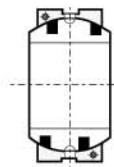
Spherical bushing assembly

关节轴承的装配

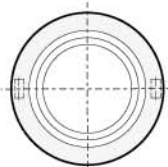
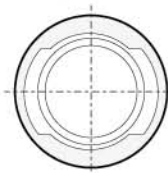
• JDBS 015~090



• JDBS ≥ 100



Fixing direction
安装方向



单位 Unit: mm

产品代号 Part No.	d	H7	D1	h6	B	C	D	b	调整角度 Alignment Angle α°	径向承载 Allowable Radial Load (kN)	径向承载 Allowable Thrust Load (kN)
HKB-JDBS-015	15	$^{+0.018}_0$	26	$^0_{-0.013}$	12	9	22	4	8	6.5	0.5
HKB-JDBS-020	20	$^{+0.021}_0$	32	$^0_{-0.016}$	16	14	28	"	4	12.6	1.4
HKB-JDBS-025	25	"	42	"	21	18	36	"	5	21.8	2.5
HKB-JDBS-030	30	"	50	"	27	23	44	"	6	32.0	3.5
HKB-JDBS-035	35	$^{+0.025}_0$	55	$^0_{-0.019}$	30	26	49	"	5	43.7	4.8
HKB-JDBS-040	40	"	62	"	33	28	55	"	6	54.7	5.7
HKB-JDBS-045	45	"	72	"	36	31	62	"	5	69.7	7.2
HKB-JDBS-050	50	"	80	"	42	36	70	"	"	92.4	10
HKB-JDBS-060	60	$^{+0.030}_0$	100	$^0_{-0.022}$	53	45	90	"	6	143	16
HKB-JDBS-070	70	"	110	"	58	50	99	"	5	181	20
HKB-JDBS-080	80	"	130	"	70	60	115	"	6	254	30
HKB-JDBS-090	90	$^{+0.035}_0$	140	$^0_{-0.025}$	76	65	125	"	"	313	36
HKB-JDBS-100	100	"	160	"	88	75	145	6	"	544	64
HKB-JDBS-110	110	"	170	"	93	80	155	"	5	642	73
HKB-JDBS-120	120	"	190	$^0_{-0.029}$	105	90	177	"	6	797	94
HKB-JDBS-130	130	$^{+0.040}_0$	200	"	110	95	180	"	5	880	105
HKB-JDBS-140	140	"	210	"	90	70	"	"	7	668	56
HKB-JDBS-150	150	"	220	"	120	105	200	"	5	1135	129
HKB-JDBS-160	160	"	230	"	105	80	"	"	8	891	73
HKB-JDBS-180	180	"	260	$^0_{-0.032}$	105	"	225	"	6	1002	74
HKB-JDBS-200	200	$^{+0.046}_0$	290	"	130	100	250	"	7	1434	117
HKB-JDBS-220	220	"	320	$^0_{-0.036}$	135	"	275	"	8	1577	118
HKB-JDBS-240	240	"	340	"	140	"	300	9	"	1720	"
HKB-JDBS-260	260	$^{+0.052}_0$	370	"	150	110	325	"	7	2072	143
HKB-JDBS-280	280	"	400	"	155	120	350	"	6	2455	172
HKB-JDBS-300	300	"	430	$^0_{-0.040}$	165	120	375	"	7	2630	"